

Core Vocabulary

What is Core Vocabulary?

Core Vocabulary is a set of words which make up over 70% of the words we all use every day. These words are relevant across lots of different situations and can be used to convey many different meanings. They help people to communicate meaningfully and help to develop phrases containing 2 or more words. Examples of core words include:

- ⇒ More
- ⇒ Want
- ⇒ Stop
- ⇒ Finished
- ⇒ Help
- ⇒ Go
- ⇒ Turn
- ⇒ My



Even with these few words, a person can express a variety of messages e.g. 'want more', 'my turn', 'finished', 'want help' amongst others.

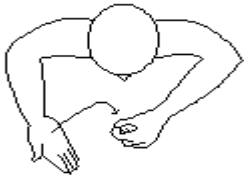


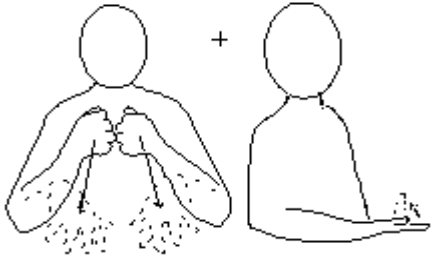
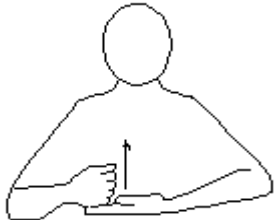
How can I help my child to learn these words?

To learn to use these words, children need to hear them being used throughout their daily activities. For example, give a piece of a motivating game or food bit by bit, saying 'more' each time you give the child a new piece. Once you have modelled this frequently in lots of different situations, begin to wait longer before you give the child the next piece to give them an opportunity to say 'more' themselves. Please see our 'core words' pages for ideas around modelling each of these words individually.

Using Makaton to support Core Vocabulary:

Some children may benefit from using Makaton signs for Core Vocabulary words to support their understanding and ability to use them. Please ask your Speech and Language Therapist for more information on Makaton signs for core vocabulary.

Makaton signs for core vocabulary:

<p style="text-align: center;">More</p> <p>Clench your non-dominant hand into a fist and turn it on its side. Then place your dominant hand on top of the first and say "more".</p>	
<p style="text-align: center;">Want</p> <p>Place your dominant hand on your chest and move it away from you and say "want".</p>	
<p style="text-align: center;">Stop</p> <p>Show the back of your hand at shoulder length and say "stop".</p>	
<p style="text-align: center;">Finished</p> <p>Clench both fists and hold them just below shoulder length. Then begin to open your fists while moving them towards your waist until your hands are flat and say "finish".</p>	
<p style="text-align: center;">Help</p> <p>Place your dominant hand in a fist and put it on the palm of your non-dominant hand. Then move both hands (kept in the same position) up towards your chest and say "help".</p>	

Core vocabulary in everyday activities

Try modelling these core words during your everyday activities with your child.

Cars

Single words: 'go' as you play ready steady go! , 'stop' as the car reaches the end of the road.

1-2 words: 'my go' (when taking turns) 'I want' (to request another turn).

Colouring

Single words: 'help' (as you take the lid off the pen), 'more' to add more colour. 'Stop' when you switch colours. 'Finished' when your picture is done. 'Like' as you show the picture.

1-2 words: 'your turn' (to change who is drawing), 'want more' to add more colours/glitter etc.

Bubbles

Single words: 'help' (to take the lid off), 'more' to request another turn, 'go' in ready steady go!

1-2 words: 'more bubbles' (to request), 'look bubbles', 'my go', 'your go' (to take turns).

Chasing

Single words: 'go' as you play ready steady go! 'Stop' when you have caught them! 'More' to ask for the chasing to carry on.

1-2 words: 'my turn' as you swap who is chasing. 'Want more' to have another go.

Books

Single words: 'turn' (as you turn the page), 'more' to see what is happening next, 'look' as you notice something interesting

1-2 words: 'I turn', 'you turn' (as you turn the pages) 'I see' as you look at pictures